
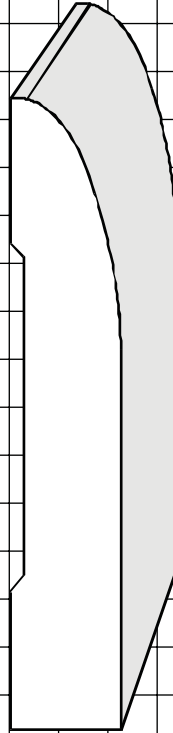


BASE MOULDINGS


These moldings require a back relief knife.




- WM618** 9/16" X 5-1/4"
- WM620** 9/16" X 4-1/4"
- WM622** 9/16" X 3-1/2"
- WM623** 9/16" X 3-1/4" (Illus.)
- WM624** 9/16" X 3"



- WM709** 9/16" X 4-1/2"
- WM710** 9/16" X 4-1/4"
- WM712** 9/16" X 3-1/2"
- WM713** 9/16" X 3-1/4" (Illus.)
- WM714** 9/16" X 3"



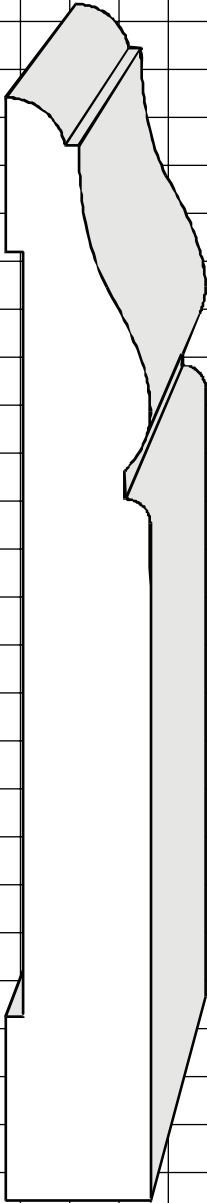
- WM658** 9/16" X 5-1/4"
- WM660** 9/16" X 4-1/4"
- WM662** 9/16" X 3-1/2"
- WM663** 9/16" X 3-1/4" (Illus.)
- WM664** 9/16" X 3"



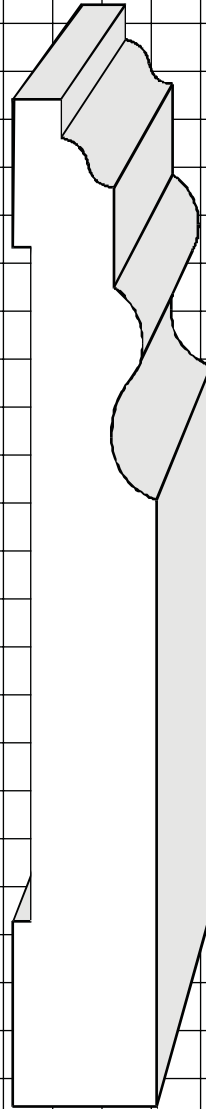
- WM750** 9/16" X 4-1/4"
- WM752** 9/16" X 3-1/2"
- WM753** 9/16" X 3-1/4" (Illus.)

BASE MOULDINGS

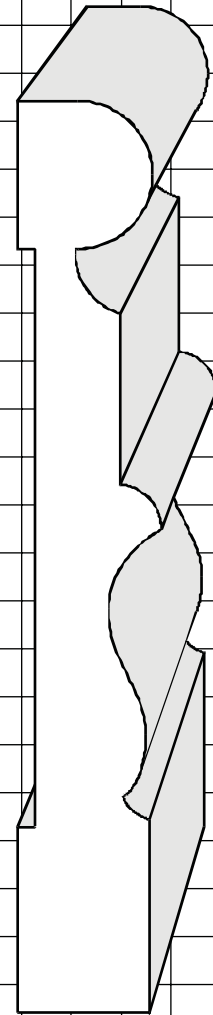
These moldings require a back relief knife.



A11
3/4" X 5-3/4"



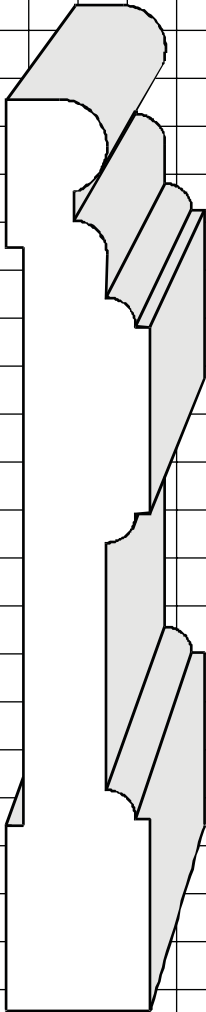
A12
3/4" X 5-1/4"



A13
3/4" X 4-3/4"

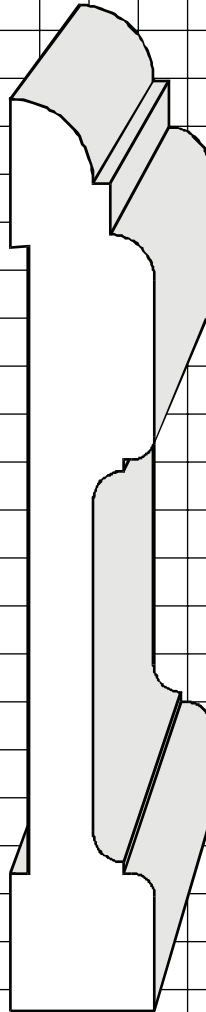
BASE MOULDINGS

These moldings require a back relief knife.



A14

3/4" X 4-3/4"



A15

3/4" X 4-3/4"



A16

3/4" X 4-1/4"